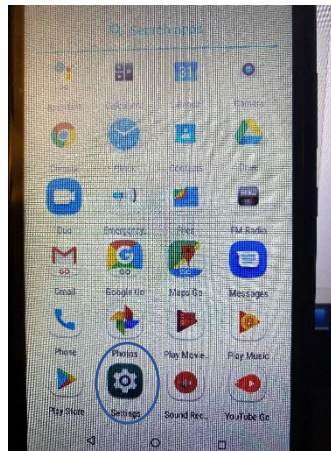


# Hot Spot Directions

Avoid applying liquids to the Hot Spot. The Hot Spot can be cleaned with a soft, dry, lint-free cloth or dry microfiber cloth. Avoid getting moisture in the openings. Do not use window cleaners, household cleaners, aerosol sprays, solvents, alcohol, ammonia, or abrasives to clean the Hot Spot. The Hot Spot can be wiped with a Lysol wipe.

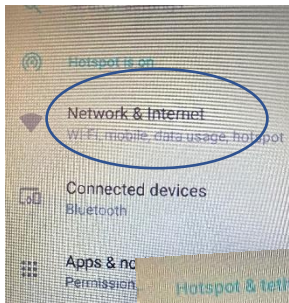
1. To Turn on the Hot Spot
2. Click on the right side of the phone to turn it on
3. Swipe up from the bottom



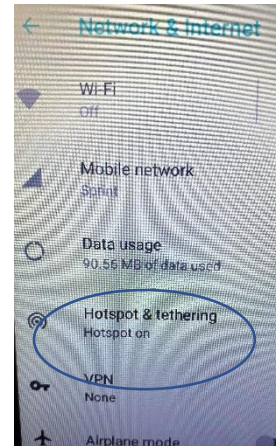
Settings

4. Click on

Click on Network & Internet



Click on hotspot & tethering



Make sure the WiFi is active

Make sure WiFi hotspot is on “always”

If the screen goes blank, click on the power button on the right again and the screen will turn back on. The Hot Spot will stay on until the battery dies or you turn it off.

After you charge it or turn it back on, follow the directions above – 1 through 4.